PRINTING TOP

Technical Data Sheet Prepress

PT-SD88

BLUE PT-SD88 (WATER FREE DZ)

1 DESCRIZIONE

Prepolymer diazo photo-emulsion, with blue colour, indicated for preparing screens for textile printing with water based, plastisol and sublimation inks

2 APPLICATION FIELDS

- Textile printing (water based inks – plastisol)
- Transfer printing (water based inks – plastisol)
- Sublimatin printing

3 MAIN FEATURES

- High solid content
- High resistances to water-based and sublimation inks
- Good resistances to plastisol inks
- Solvent-free
- Good edge definition
- Excellent wide-exposure latitude
- High exposure speed
- High chemical and mechanical resistances
- Stripping the screen after printing is possible, if the screen hadn't been hardened

USEFUL SUGGESTIONS

- Always use perfectly degreased screens
- Emulsion drying must be achieved by putting the screens in horizontal position (printing side)
- If hardened, the screens may be used within 12 hours after application, if left at room temperature, or within 30 minutes if dried into hot air oven at 50°C
- If hardened, the emulsion becomes permanent, therefore the so prepared screens may not be stripped anymore

4 APPLICATION

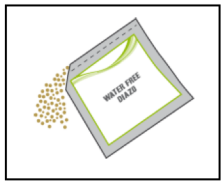

SENSITIZING

- **DIAZO PER BLUE PT-SD88** does NOT need any dissolving into water, add it to the photo-emulsion directly
- DE-AERATION OF THE PHOTO-EMULSION: 4 hours

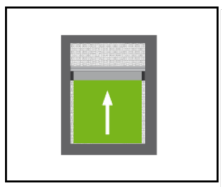

APPLICATION PROCESS

- n° EXTERNAL COATS: 1
- n° INTERNAL COATS: 1
- EXCESS REMOVAL: YES (printing side)

DRYING

- TIME: 60 minutes
- TEMPERATURE: 30 - 40°C

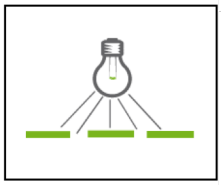

ENGRAVING

- TIME: 90 - 60 seconds
- FABRIC: 55 - 140 th/cm
- SOURCE: 5 Kw (halogen) - distance 150 cm

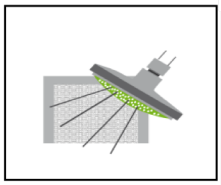

DEVELOPMENT

Dip the screen into water for 3-5 minutes or act through a water jet, to obtain the complete opening of the motifs.

RETOUCHING

Use sensitized **PT-SD88** taking care of re-exposing it.

HARDENING

- **PT-HARDENER**

PRINTING TOP
info@printingtop
www.printingtop.com